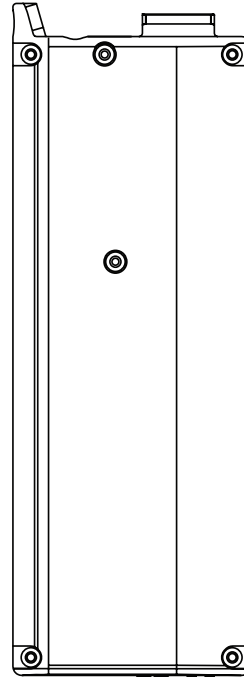


Lutron | D145 Drapery Track System Capacity Specificaion

The Lutron drapery track utilizes the ultra-quiet, precision controlled D145 drapery drive, which is capable of operating a drape weighing up to 145 lbs (66 kg).

Features

- Compatible with Sivoia® QS Wireless, Sivoia® QS, and Sivoia QED® operator types
- Single, dual, curved, single-tandem and dual-tandem tracks available
- Operates up to 145 lb (66 kg) draperies
- Available in pinch pleat and ripplefold pleat styles



Lutron D145 Drapery Drive

Job Name:

Model Numbers:

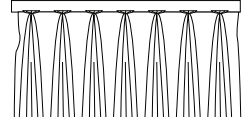
Job Number:

System capacity

D145 - pinch pleat capacity

Use this chart to determine the maximum drapery system width the *D145* drapery system can operate, based upon the total weight of the drapery fabric panel(s).

Lutron D145 pinch pleat system capacity			
System width	Straight track	Curved track, 1 bend	Curved track, 2 bends
24 in to 32 in (610 mm to 813mm)	20 lbs (9.1kg)	N/A	N/A
32 in to 44 in (813 mm to 1118 mm)	30 lbs (13.6 kg)	30 lbs (13.6 kg)	N/A
44 in to 56 in (1118 mm to 1422 mm)	40 lbs (18.1kg)	40 lbs (18.1kg)	N/A
56 in to 68 in (1422 mm to 1727 mm)	55 lbs (24.9 kg)	55 lbs (24.9 kg)	40 lbs (18.1kg)
68 in to 84 in (1727 mm to 2134 mm)	65 lbs (29.5 kg)	65 lbs (29.5 kg)	45 lbs (20.4 kg)
84 in to 108 in (2134 mm to 2743 mm)	80 lbs (36.3 kg)	80 lbs (36.3 kg)	50 lbs (22.7 kg)
108 in to 144 in (2743 mm to 3658 mm)	105 lbs (47.6 kg)	85 lbs (38.6 kg)	50 lbs (22.7 kg)
144 in to 180 in (3658 mm to 4572 mm)	145 lbs (65.8 kg)	90 lbs (40.8 kg)	55 lbs (24.9 kg)
180 in to 216 in (4572m to 5486 mm)	135 lbs (61.2 kg)	95 lbs (43.1 kg)	55 lbs (24.9 kg)
216 in to 252 in (5486 mm to 6401 mm)	120 lbs (54.4 kg)	95 lbs (43.1 kg)	55 lbs (24.9 kg)
252 in to 288 in (6401 mm to 7315 mm)	110 lbs (49.9 kg)	95 lbs (43.1 kg)	50 lbs (22.7 kg)
288 in to 324 in (7315 mm to 8230 mm)	100 lbs (45.4 kg)	90 lbs (40.8 kg)	50 lbs (22.7 kg)
324 in to 360 in (8230 mm to 9144 mm)	90 lbs (40.8 kg)	85 lbs (38.6 kg)	45 lbs (20.4 kg)



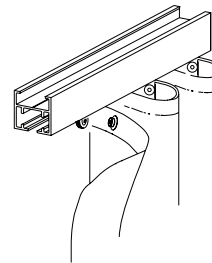
Notes:

- A Pinch pleat fullness ratio of 3:1 is allowable for sheer drapes only. All other drapes can have a fullness ratio up to 2.5:1
- Curved radius to be 20 in (0.5 m) or greater

D145 - ripplefold capacity

Use this chart to determine the maximum drapery system width the *D145* drapery system can operate, based upon the total weight of the drapery fabric panel(s).

Lutron D145 ripplefold system capacity	
System width	Straight track
24 in to 32 in (610 mm to 813mm)	30 lbs (13.6 kg)
32 in to 44 in (813 mm to 1118mm)	40 lbs (18.1kg)
44 in to 56 in (1118 mm to 1422 mm)	55 lbs (24.9 kg)
56 in to 68 in (1422 mm to 1727 mm)	70 lbs (31.8 kg)
68 in to 84 in (1727 mm to 2134 mm)	85 lbs (38.6 kg)
84 in to 108 in (2134 mm to 2743 mm)	105 lbs (47.6 kg)
108 in to 132 in (2743 mm to 3353 mm)	140 lbs (63.5 kg)
132 in to 168 in (3353 to 4267 mm)	125 lbs (56.7 kg)
168 in to 216 in (4267 mm to 5486 mm)	90 lbs (40.8 kg)
216 in to 252 in (5486 mm to 6401 mm)	50 lbs (22.7 kg)



Note: Ripplefold is available in 3 fullness factors: 80%, 100%, 120% (Not available with curved tracks)

Job Name:	Model Numbers:
Job Number:	